



# Understanding Cash In Transit



Living in one of the most affected Country's in the World with regards to cash in transit losses, as well as crime in general, we delve into understanding the cash process within our Country and how this is managed.

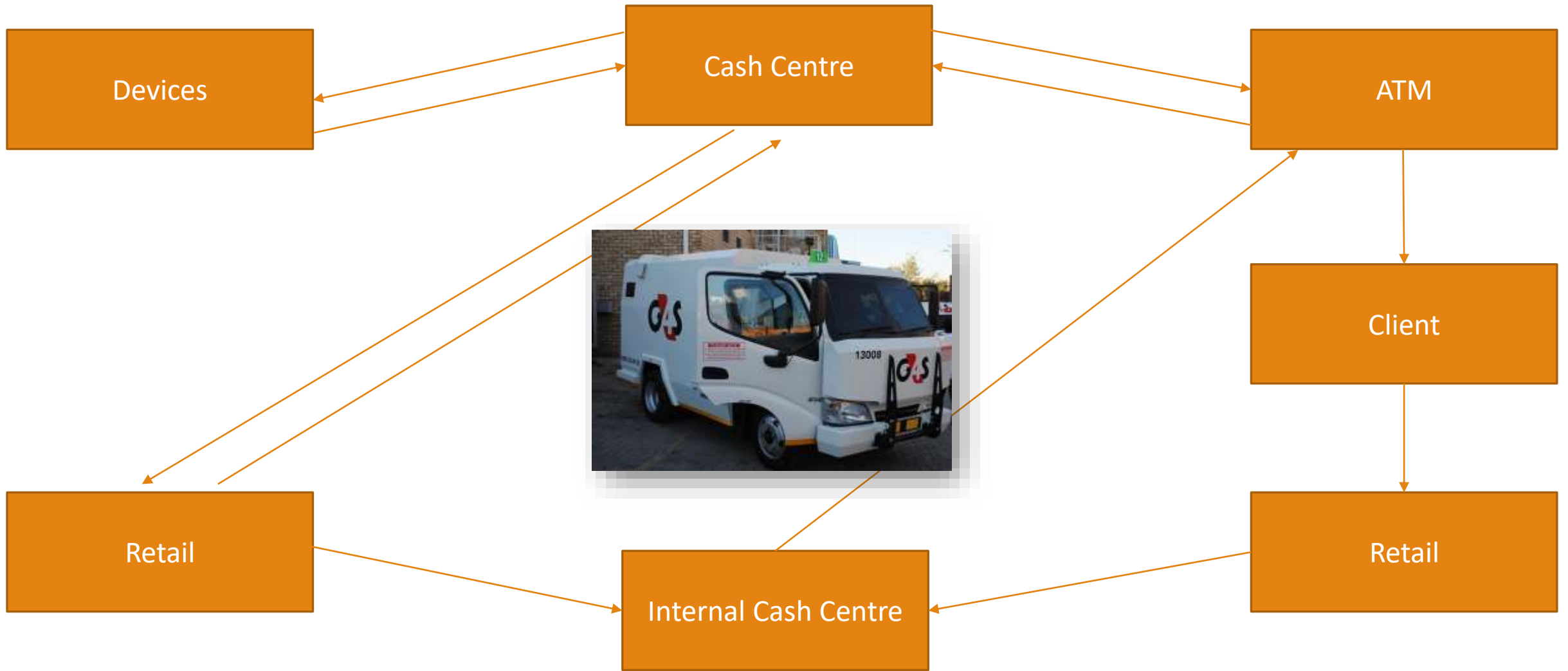
**Welcome to our World ....**

# Understanding the Cash Process

---



# Cash Process Simplified



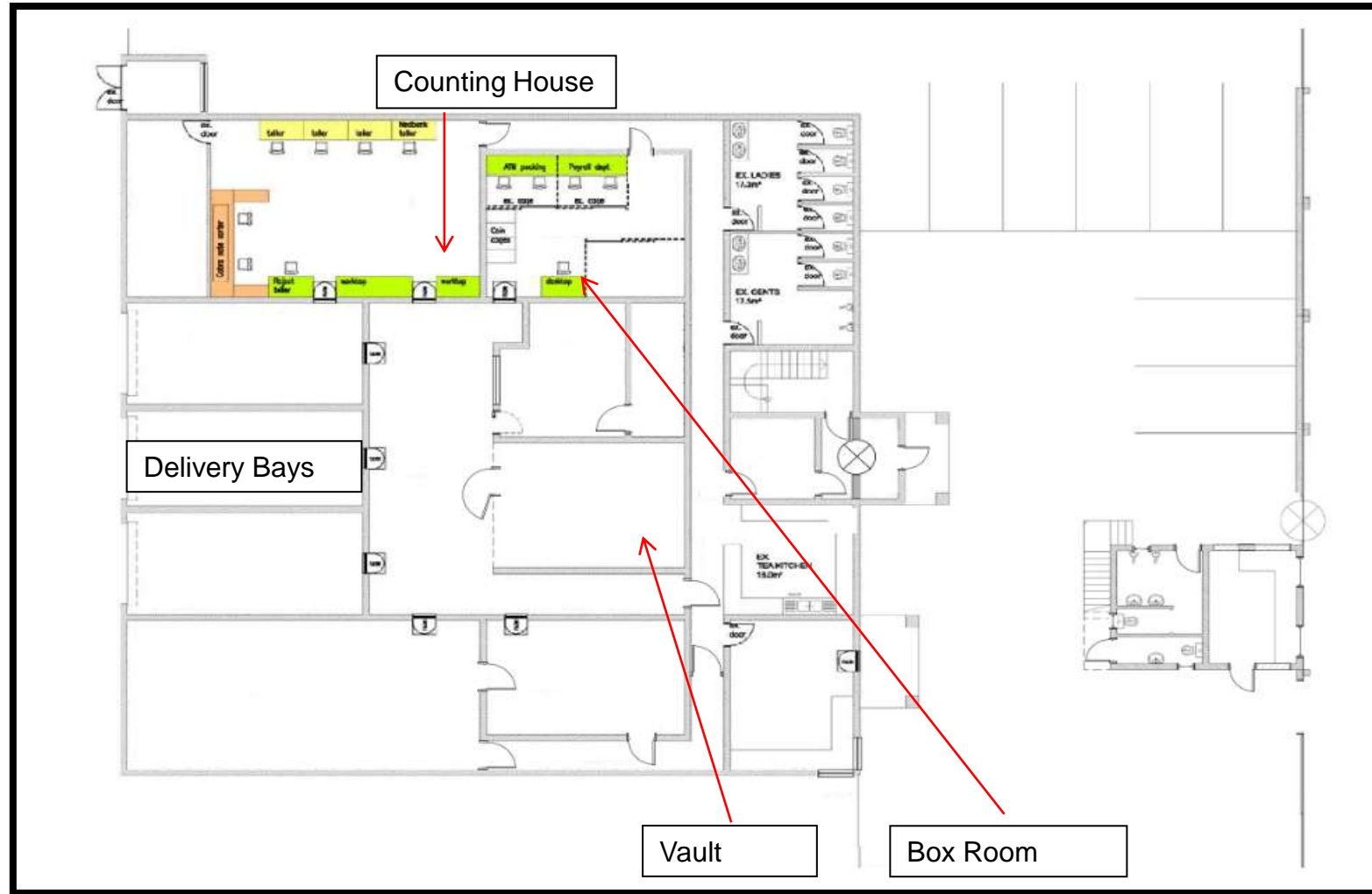
# Cash Centre's

- Receiving Bays / Cash Collection
- Counting House
- Cash Processing
- Vaulting Facilities
- Cash Dispensing



# Cash Centre's

High Value Area:



# Cash Centre's



# Cash Centre's





# Cash Centre's



# Cash In Transit

- Vehicles
- Crew
- Escorts
- Vaults
- Values
- Systems
- Routes
- Area's
- Distance



# ATM'S

---

- Custodians
- Cross Pavement
- Replenishing/Collection
- Security
- Values
- Shortages



# Retail

- Cross Pavement
- Drop Safes
- Devices
- Insurance



# Internal Cash Centre's

---

- Cross Pavement
- Vaults
- Values
- Cash Processing

# Commercial

---

- Cross Pavement
- Vehicles
- Values
- Forex
- Gold and Diamond Industry
- Cellular Telephones / Mobile Devices / Electronic Equipment



# Insurance

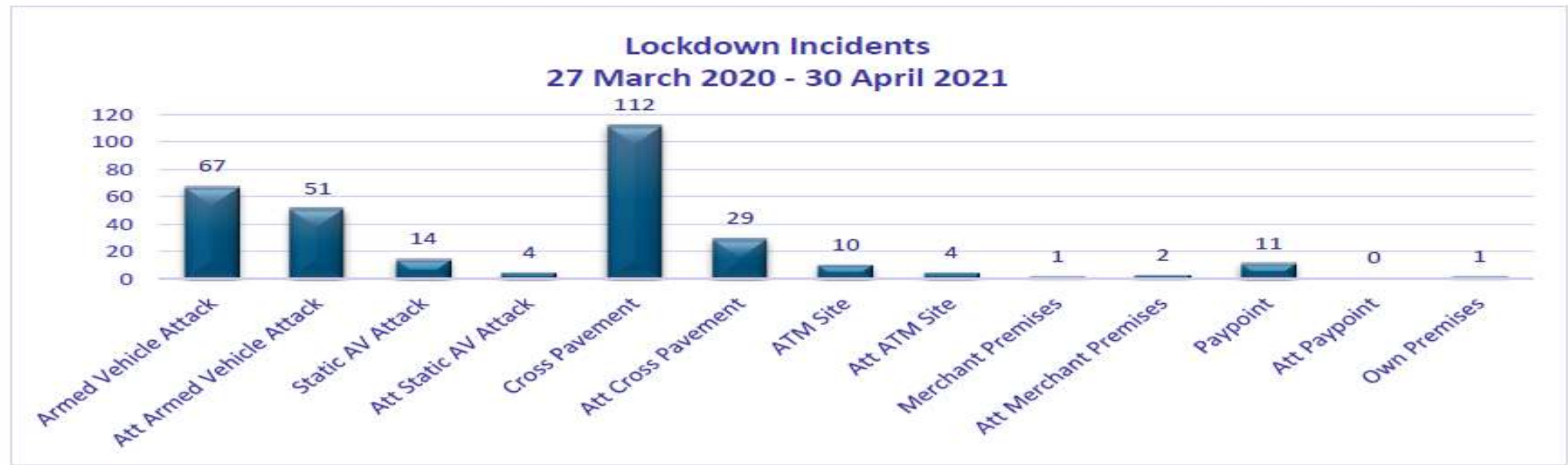
---

- Product Specific
- Transfer of Risk
- Risk Appetite



# Incidents Overview – 27 March 2020 – 30 April 2021

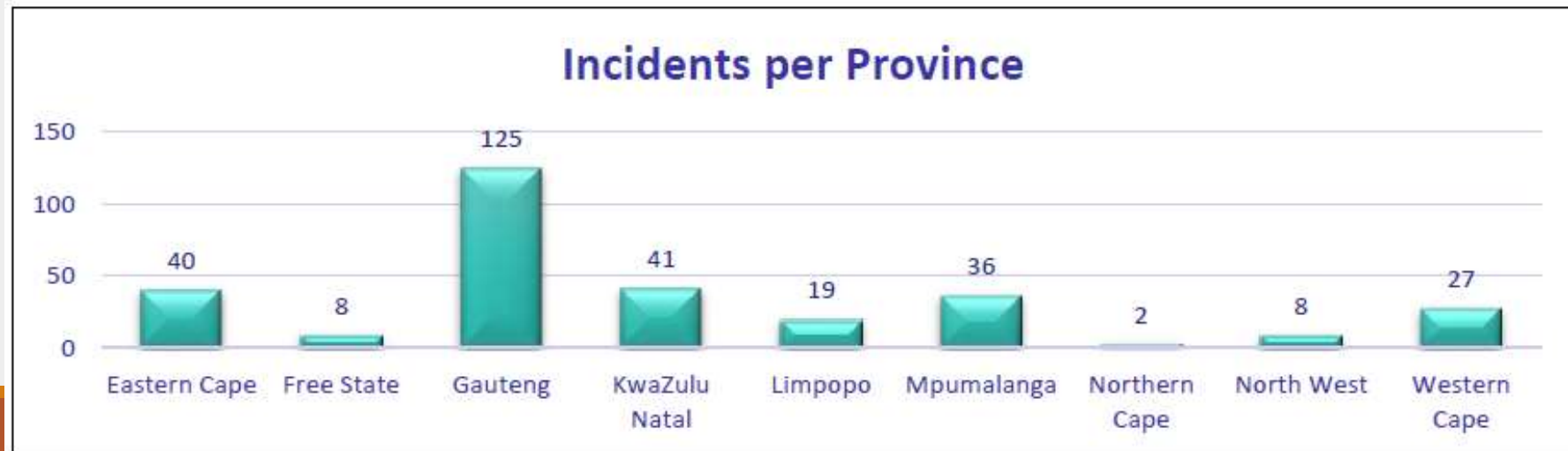
Category	Nr of Incidents
Armed Vehicle Attack	67
Att Armed Vehicle Attack	51
Static AV Attack	14
Att Static AV Attack	4
Cross Pavement	112
Att Cross Pavement	29
ATM Site	10
Att ATM Site	4
Merchant Premises	1
Att Merchant Premises	2
Paypoint	11
Att Paypoint	0
Own Premises	1
	306







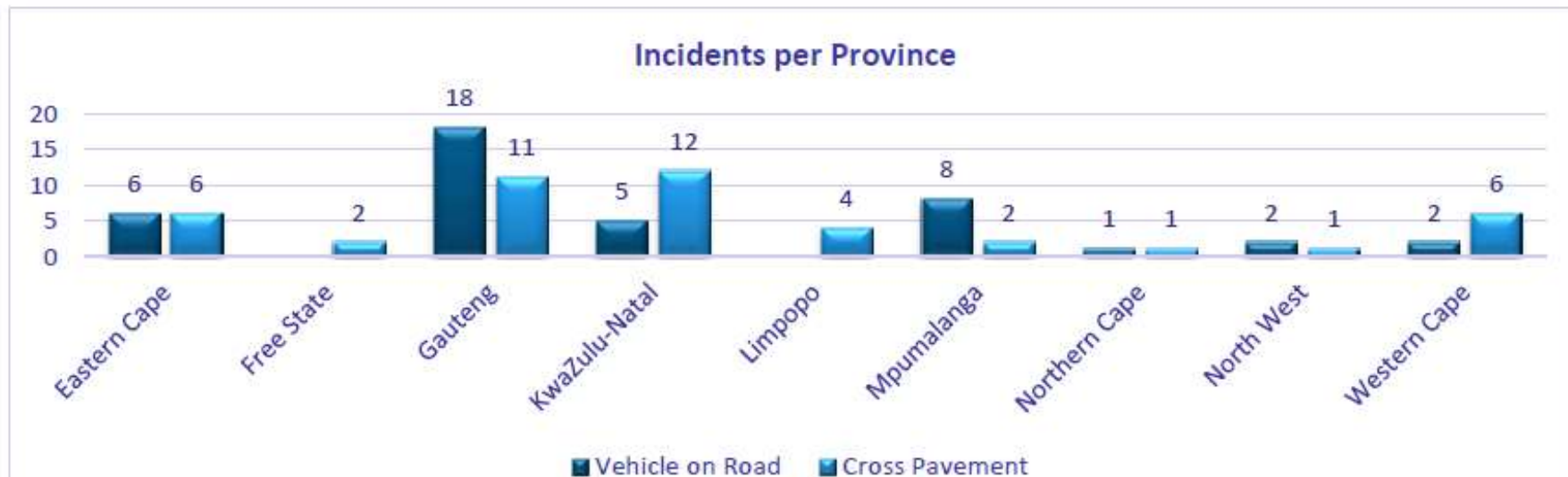
## Lockdown Incidents Per Province



# Armed Vehicle vs Cross Pavement Incident Comparison: January - April 2021



Vehicle on Road = 42  
Cross Pavement = 45



# Breakdown: January - April 2021

April 2021

Rating	Province	Nr of Incidents
1	KwaZulu-Natal	7
2	Gauteng	6
3	Mpumalanga	4
4	Western Cape	4
5	Eastern Cape	3
6	Limpopo	2
7	Northern Cape	2
8	North West	1
9	Free State	0

January – April 2021

Rating	Province	Nr of Incidents
1	Gauteng	29
2	KwaZulu-Natal	17
3	Eastern Cape	12
4	Mpumalanga	10
5	Western Cape	8
6	Limpopo	4
7	North West	3
8	Northern Cape	2
9	Free State	2

# Managing Your Risk

---

- Cash in Transit Companies vs Banks
- Surveys
- Risk Initiatives and Intelligence
- Understanding the Process



Thank you

